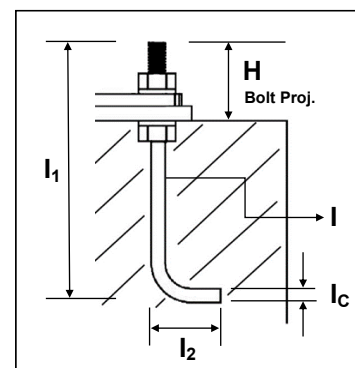
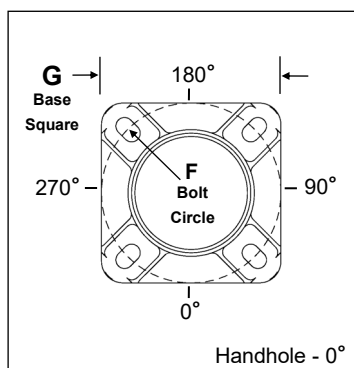
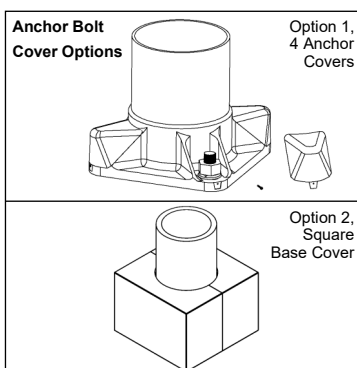
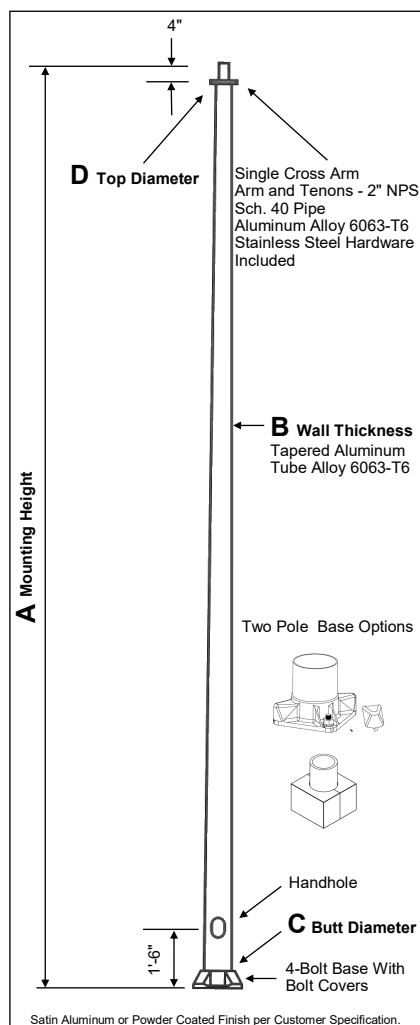


ONE LED FIXTURE
BLRTA F1 SERIES



C Butt Sq.	D Top Sq.	F Bolt Cir. Dia.	G Base Sq.	H Bolt Proj.	I Bolt Size
6	4.5	9 - 10	9.75	2.75	1 x 36 x 4
7	4.5	10 - 11	10.5	2.75	1 x 36 x 4
8	4.5 & 6	11 - 12	11.25	2.75	1 x 36 x 4
10	6	14 - 15	14	3.25	1 x 48 x 4

[illegible]

Shaft and arm is constructed of seamless extruded tube of 6063 Aluminum Alloy per ASTM B221. The shaft assembly is full-length heat treated after base is welded to produce a T6 temper. Powder coating material is thermosetting polyester powder. A minimum coating thickness of 2.0 mils is maintained for aluminium. Application of powder is electrostatically applied by a closed loop automated powder coating system.

01 = Satin Aluminum, BA = Black Powder Coat, BH = White Powder Coat
BM = Dark Bronze Powder Coat, BV = Dark Green Powder Coat
GC = Gray Powder Coat

4-Bolt Cast Aluminum Base Flange of Alloy 356-T6 with Aluminum Bolt Covers (Alloy 356-F) and Stainless Steel Hex Head Attaching Screws.

Include four (4) L-shaped Steel Anchor Bolts conforming to AASHTO M314-90 Grade 55. Ten Inches (10") of threaded end will be galvanized per ASTM A153. Kits will contain four (4) Hex Nuts, four (4) Lock Washers, and four (4) Flat Washers (all components Galvanized Steel). A bolt circle template will be provided.

Designed for 1 LED fixture with slip fitter